



MODEL ARF-95 ANIMAL TRANSPORT BODY SPECIFICATIONS

The following specifications are provided in order to describe and specify the design, construction, materials and equipment to be utilized and installed in the fabrication of a Model ARF-95 Animal Transport unit.

DESCRIPTION:

Standard Model ARF.95 Animal Control Unit having six (6) animal compartments and one (1) equipment storage compartment. Fabricated using molded fiberglass-reinforced plastic construction to eliminate seams and cracks. Smooth finish with rounded compartment corners to facilitate clean-out. To be Model ARF.95 as manufactured by Swab Wagon Company, Inc. of Elizabethville, Pennsylvania, or approved equal.

WEIGHT:

Weight of basic unit exclusive of optional items - 900 pounds.

CHASSIS:

To be provided by Purchasing Agency. Standard chassis with cab having wheelbase of sufficient length to provide a 56" cab-to-axle (CA) dimension. Equipped with rear view camera prep kit, Pick-up box delete, R134a air conditioning and single rear wheels. Single inside-frame fuel tank forward of rear axle to be provided. Other chassis items at Customer's option.

SUITABLE CHASSIS:

| | | |
|----------------------|-----------------------|----------------------------|
| CHEVROLET/GMC | 2500, 3500 | 141.5" WB, 55.2" CA |
| Extended Cab | 2500, 3500 | 162.5" WB, 55.2" CA |
| Crew Cab | 2500, 3500 | 172" WB, 55.2" CA |
| RAM | 2500, 3500 | 140" WB, 56" CA |
| Quad Cab | 2500, 3500 | 160" WB, 56" CA |
| FORD | F250SD, F350SD | 142" WB, 56" CA |
| Extended Cab | F250SD, F350SD | 164" WB, 56" CA |
| Crew Cab | F250SD, F350SD | 176" WB, 56" CA |

Gross Vehicle Weight Rating - per chassis manufacturer requirements.

Minimum: CHEVROLET - 9,500 lbs. FORD -10,000 lbs. RAM - 10,000 lbs.

****SPECIAL NOTE – FORD PICK UP BOX MAY NOT BE REMOVED FROM A TRUCK WITH 360 DEGREE CAMERA SYSTEM AND/OR BLIND SPOT INFORMATION SYSTEM (BLIS).**

BODY DIMENSIONS:

Body overall - 98" long x 78" wide. Height above frame at rear wheels - 38".

Overall height when mounted - 68". (75" to top of air blower housing.)

COMPARTMENT DIMENSIONS:

| | |
|--------------|-------------------------------------|
| Street side: | |
| Front | 26" wide x 30" high x through body. |
| Center | 26" wide x 30" high x 32" deep. |
| Rear | 26" wide x 30" high x 32" deep. |
| Curb side: | |
| Front | 26" wide x 30" high x through body. |
| Center | 26" wide x 30" high x 32" deep. |
| Rear | 26" wide x 30" high x 32" deep. |

FRONT THROUGH COMPARTMENT:

Left and right front compartments are connected to form one "through" compartment. Compartment to have heavy grille door installed in center and hinged on top to form two compartments when in vertical position. Equipped with spring-loaded latches to hold in vertical position, or in horizontal open position.

STORAGE COMPARTMENT:

Storage compartment to be located at rear of body with access door. Compartment to be 12" wide x 30" high x 64" deep. Door hinged on stainless steel hinge with full gaskets and closed with stainless steel 6" recessed D-handle latch with locking cylinder. Compartment for use in carrying stretcher, ketch-all pole, ropes, traps, and other supplies.

CONSTRUCTION:

Full fiberglass-reinforced plastic construction throughout with smooth finish. Color to be Frost White F8W-2030 gel coat molded into body during fabrication. Four (4) cross-members molded into bottom of unit. Sides skirted to center line of rear wheels with cut-outs at rear wheels of proper size to permit easy removal of wheels when required. Roof section to have fresh-air blower hood on front with air distribution tunnel full length. Roof to be reinforced underneath with channel for added strength. Polished aluminum rain gutter molding installed around entire unit at roof line to prevent water "run off" from body roof into animal/storage compartments. Bottom of unit to be completely enclosed to reduce heat build-up around compartments and to provide a "dead-air" insulating space around compartments.

COMPARTMENTS:

Each compartment to be of "one-piece" molded fiberglass construction without cracks or seams to eliminate collection of dirt or diseases. Each compartment to be a separate compartment to prohibit contact by animals with animals in adjoining compartment; and each compartment to have smooth finish with rounded corners to facilitate clean-out. Drain pan in front of each compartment having drain hole with fitting. Rear of each compartment top to have holes therein for entrance of power-driven fresh air; of sufficient size and quantity to permit free exchange of air four or five times per minute.

COMPARTMENT DOORS:

Doors to be of full fiberglass-reinforced plastic construction. Doors to have a smooth finish on both sides to prevent collection of dirt and disease on interior door panels. Doors to be hinged on full length special stainless steel hinges to permit full opening of door, closed with stainless steel recessed 6" D-handle latch having locking cylinder, and all latches keyed alike. Each door to be hinged toward front and fitted with rubber gasket on latch edge to eliminate rattle. Each door to have (5) large louver type vents molded directly into exterior fiberglass door panel. Louvers to provide minimum of 20 square inches of air flow for each animal compartment, permitting free expelling of air from inside compartments when power-driven air blower is used.

SAFETY DOORS:

Heavy duty nylon coated wire grille safety doors consisting of 3/8" frame and horizontal rods. 1 / 4" vertical rods welded at all intersections. Safety doors installed inside regular doors to prohibit escape of animals when one or more are placed within compartment. Door to have 6" x 3-1/2" arm and pole cut-out in center at latch edge. Door hinged toward front on stainless steel spring-loaded hinges and equipped with spring-loaded slam type door latch. Door to swing out when open providing full use of depth of compartment.

FRESH-AIR BLOWER:

Dual fan fresh-air blower to be installed inside blower hood on top of body and to have manufacturer's rating of 750-CFM air delivery. Fresh air to enter blower through louvered opening on side of blower with air forced into compartments through holes in top of each compartment and expelled through louvered panels on doors. Power-driven fresh air distributed equally to all compartments. This power-driven air shall not be circulated from one compartment into another compartment. Blower wired with Cross-Link Number 14 wire, with operating switch and indicator light on dash and fused with circuit breaker.

LIGHTS:

All Federal and State required body marker lights, reflectors, dual back-up lights, and license plate light installed. Combination rear stop-tail-turn signal lights, and center mount stop light installed on rear. Wiring to be Cross-Link Number 18 wire and covered with heavy plastic loom where exposed. No wiring to be within compartments where accessible by animals.

FOUR-WAY FLASHERS:

Auxiliary four-way flasher lights, to be installed on upper rear corners with red lens and wired through rear stop light and turn signals with heavy-duty flasher installed. Flasher to provide additional flashing lights for safety when hazard warning switch is turned on.

BUMPER/MUD FLAPS:

Heavy 11 gauge tubular steel rear bumper installed, reinforced to truck frame. Aluminum Safety-tread step plate cap installed on top/face of bumper. Mud and splash guards installed at rear wheels with required brackets.

MOUNTING:

Body mounted onto truck chassis frame using three mounting points on each side of chassis frame. Each mounting point to have rubber body mounting isolator installed to reduce excess vibration and strain on body. Body to be mounted as low as possible, consistent with proper

rear tire clearance underneath.

L.E.D. MINI LIGHT BAR: (Optional):

Whelen Century Series Model MC16PA, 16" mini L.E.D. light bar to be installed on air blower hood. Light to have amber colored dome. (Dome also available in red, blue and clear.) Light wired with Cross-Link Number 18 wire, fused with circuit breaker and operating switch installed on cab switch panel.

L.E.D. BEACON LIGHT (Optional):

Whelen Model LP22HAP series beacon to be installed at top front body location. Light to have amber colored dome. (Dome also available in red, blue and clear.) Light wired with Cross-Link Number 18 wire, fused with circuit breaker and operating switch installed on cab switch panel.

REAR – 7" x 9" WARNING (Optional):

Two (2) – Whelen 900 series 7" X 9" L.E.D. light heads installed on upper rear body panels in upper corners. Lights to have amber colored lens. (Lens also available in red or blue.) Lights wired with Cross-Link Number 18 wire, fused with circuit breaker and operating switch installed on cab switch panel.

REAR AND/OR SIDE L.E.D. WARNING LIGHTS (Optional):

Two (2) - Whelen 700 series 3" x 7" light heads installed on upper rear or side body roof rails. Lights to have amber colored bulbs/lens. (Bulbs/lens also available in red.) Lights wired with Cross-Link Number 18 wire, fused with circuit breaker and operating switch installed on cab switch panel.

GRILLE WARNING LIGHTS (Optional):

Two (2) Whelen TIR3 series warning lights installed on chassis grille. Lights to have amber colored lens. (Lens also available in red or blue.) Lights wired with Cross-Link Number 18 wire, fused with circuit breaker and operating switch installed on cab switch panel.

SCENE LIGHTS- SIDE AND/OR REAR (Optional):

One pair Whelen 7SC0ENZR LED work lights installed - (2) on upper rear body roof rails and/or (1) ea. body side at body roof rails. Lights wired with Cross-Link Number 18 wire, fused with circuit breaker and operating switch installed on cab switch panel.

COMPARTMENT LIGHTS (Optional):

Seven (7) compartment lights recessed in top center of animal/storage compartments. Wiring to be Cross-Link Number 18 with heavy-duty loom where exposed. No wiring to run through animal compartments. Required breaker installed. Switch on cab dash panel.

COMPARTMENT FLOORING (Optional):

Heavy-duty fungus resistant polyvinyl tiles installed on animal compartment floors to provide dry skid free resting area. Tiles are easily removable for cleaning and disinfecting.

14' EXTENSION LADDER (Optional):

14' aluminum extension ladder secured to body roof in tubular aluminum frame/holder. Heavy duty padlock installed to secure ladder to ladder rack.

SMALL ANIMAL CARRIER SLIDE TRAYS (Optional):

Two (2) slide-out trays installed in curb rear compartment. Trays constructed from 1/8" aluminum, mounted on heavy duty 30" grant slides. Trays to accommodate six 18" long x 9" wide x 11" high carriers or four 11" wide x 12" high x 27" long traps.

ROOF RACK WITH RAILS (Optional):

Heavy-duty stream-lined polished extruded aluminum tie-down rails installed on each side roof rail. Aluminum wear strips installed on top of roof for protection against abrasion when carrying ladders, traps, etc. strapped to rails.

CAB SPOT LIGHT: (Optional)

Chassis pillar mounted Unity spotlight installed at driver's door location. Wired through required circuit breaker with Cross-Link Number 18 wire.

PULL-OUT FOLD-DOWN RAMP (Optional):

20" wide x 64" long lightweight aluminum tread ramp installed under right side front compartment. Ramp to have non-slip type tread plate walk surface. Ramp to have required pull handle and catch to hold in place when in stored position. (NOT AVAILABLE ON RAM).

PORTABLE PET STEP FOLDING RAMP (Optional):

18" wide x 70" long (35" folded) utility ramp designed to hold up to 500 lbs. Rugged Polypropylene and glass fiber construction. Non-slip surface. Overall weight 20 lbs.

BACK UP ALARM (Optional):

ECCO type Model #510, 97 decibel back-up alarm installed under body at rear bumper wired through chassis reverse circuit.

CATCH POLE HOLDER (Optional):

Catch pole holder installed in rear storage compartment.

BLIND SPOT MIRROR (Optional):

8" Diameter rear cross view safety mirror installed on upper rear corner of body. Provides driver with ability to view dangerous blind spot area around rear bumper of vehicle eliminating backing accidents.

FORD REAR VIEW CAMERA INSTALLATION (Optional):

Swab to install Ford supplied rear view camera (code 872) and perform required Field of View Conformity testing as required by FMVSS 111 regulations.

CHEVROLET REAR VIEW CAMERA INSTALLATION (Optional):

Swab to install Chevrolet supplied rear view camera (code 5N5) and perform required Field of View Conformity testing as required by FMVSS 111 regulations.

SWAB SUPPLIED REAR VIEW CAMERA WITH INSTALLATION (Optional):

Swab to Supply One (1) Rear view camera system installed per manufacturer's installation instructions. System includes a 5.5" color screen with bracket, and video cable. Swab to install, perform and document Field of View Conformity testing as required by FMVSS 111 regulations.

TRAFFIC ADVISOR (Optional):

47" long Whelen # TAC830, 8 lamp LED directional light installed on top rear body. Control panel installed in chassis cab.

BODY PAINTING – SOLID COLOR (Optional):

Exterior of fiberglass body completely sanded and prime painted. Body finish painted with a minimum of two (2) coats of PPG finish paint and if required two (2) coats of clear coat.

Note – Exterior of body along with exterior of compartment doors to be painted. Interior of doors and animal compartments to remain white in color.

TIE-IN FULL BODY AIR CONDITIONING (Optional):

Danhard Model #M82-BE (16,000 BTU) air conditioning unit mounted in top forward section of body in lieu of standard fresh air blower. Removable roof access panel over unit for easy access/repairs. Air channeled to each animal compartment through individual duct hoses. Standard compartment door louvers equipped with vent regulators to restrict outside air flow as necessary. All compartment doors equipped with hollow core gasket material to seal openings. Unit connected to chassis-supplied air conditioning system with all required hoses, connections, relays, etc. Unit charged and tested. All controls installed on chassis dash. NOTE - Chassis must be supplied to Swab Wagon Company with factory-installed air conditioning, Standard fresh air blower system deleted.

STAND ALONE FULL BODY AIR CONDITIONING SYSTEM: (Optional)

Danhard independent body air conditioning system installed to include Seltec TM-16 engine mounted compressor with required mounting brackets, belts and pulleys, Danhard #45-936FD 27,000 BTU air conditioning evaporator with 800-CFM rated dual fans and Danhard # 00819 35,000 BTU roof mounted condenser. Required dryer, sight glass, low pressure switch, hoses, fittings. Removable body roof-mounted access panel. Air to be ducted to each animal compartment through individual flexible duct hoses. Standard compartment door louvers equipped with vent regulators to restrict outside air flow as necessary. All compartment doors equipped with hollow core gasket material to seal openings. Danhard #203677 auto climate control system installed. Digital Thermostat unit installed on chassis cab dash. Unit wired through sensor probe located in body air duct. Relay board installed under rear seat in cab with protective cover. System fully charged, tested and operational. Belt routing, bracket and pulley alignment to be fully tested and calibrated prior to delivery. Test results documented and placed in owner's manual. Standard fresh air blower system deleted.

TIE-IN FULL BODY AIR CONDITIONING AND HEATING (Optional):

Danhard Model #M83-BE combination air conditioning and heating unit mounted in top forward section of body in lieu of standard fresh air blower. Unit rated at 12,000 BTU heat and 14,000 BTU air conditioning. Removable roof access panel over unit for easy access/repairs. Air channeled to each animal compartment through individual duct hoses. Standard compartment door louvers equipped with vent regulators to restrict outside air flow as necessary. All compartment doors equipped with hollow core gasket material to seal openings. Unit connected to chassis supplied air conditioning and heating system with all required hoses, connections, relays, solenoid valve, etc. Unit charged and tested. Test results documented and placed in owner's manual. All controls installed on chassis dash.

NOTE - Chassis must be supplied to Swab Wagon Company with factory-installed air conditioning, Standard fresh air blower system deleted.

TEMPERATURE MONITOR (Optional):

Digital temperature indicator gauge installed on chassis cab switch panel. Unit wired through sensor probe located in body air duct allowing driver to monitor animal compartment temperature from cab.

WARRANTY:

Body and specified equipment is warranted free of defects for a period of two (2) years after delivery. Defective equipment to be replaced without charge during this period with purchasing agency responsible for labor cost to replace defective part or to transport vehicle to and from Swab Plant in Elizabethtown Pa. for required repairs by Swab personnel.

Air conditioning and heating system to be covered for 1 year after delivery. Air conditioning evaporator, condenser, compressor, compressor mounting brackets to be covered by equipment manufacturers' aftermarket warranty policy.

Warning lights and electrical equipment to carry manufacturer's warranty. Body manufacturer shall be responsible for defects in fiberglass-plastic materials during this same period of time.

OWNERS MANUAL:

Owner's manual supplied with completed unit to include operating and maintenance instructions, parts lists, center of gravity weight calculations, FMVSS 111 documentation and wiring diagrams.

DETAILED SPECIFICATIONS:

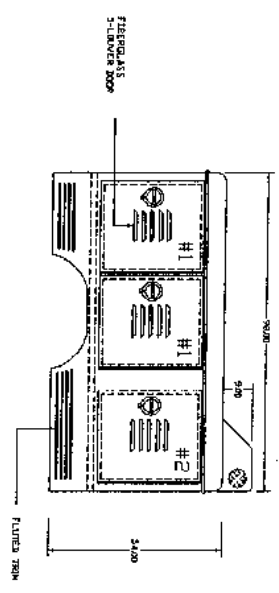
These detailed specifications are provided for the purpose of outlining details of manufacture and production and shall remain the property of Swab Wagon Company, Inc. Specifications shall not be transferred to other agencies, associations, or individuals without the express permission being granted by Swab Wagon Company, Inc. These detailed specifications may be used in the preparation of public bid papers.

INSURANCE:

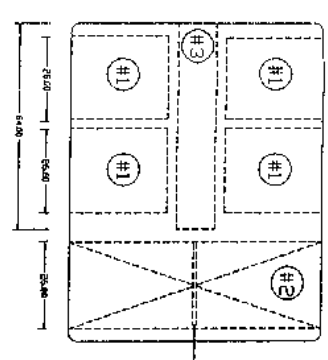
Swab Wagon Company, Inc. does not carry insurance on Customer-owned vehicles (truck chassis); and as such will not be liable to loss or damage due to fire, theft, windstorm, or any other Acts of God.

| COMPARTMENT SIZES: | |
|--------------------|---------------------------------|
| #1 | 26" WIDE X 30" HIGH X 32" DEEP. |
| #2 | 26" WIDE X 30" HIGH X THRU-BODY |
| #3 | 12" WIDE X 30" HIGH X 64" DEEP. |

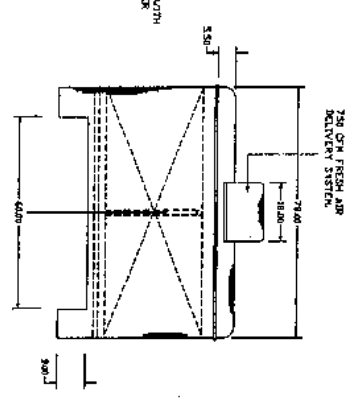
RIGHT SIDE COMPARTMENTS



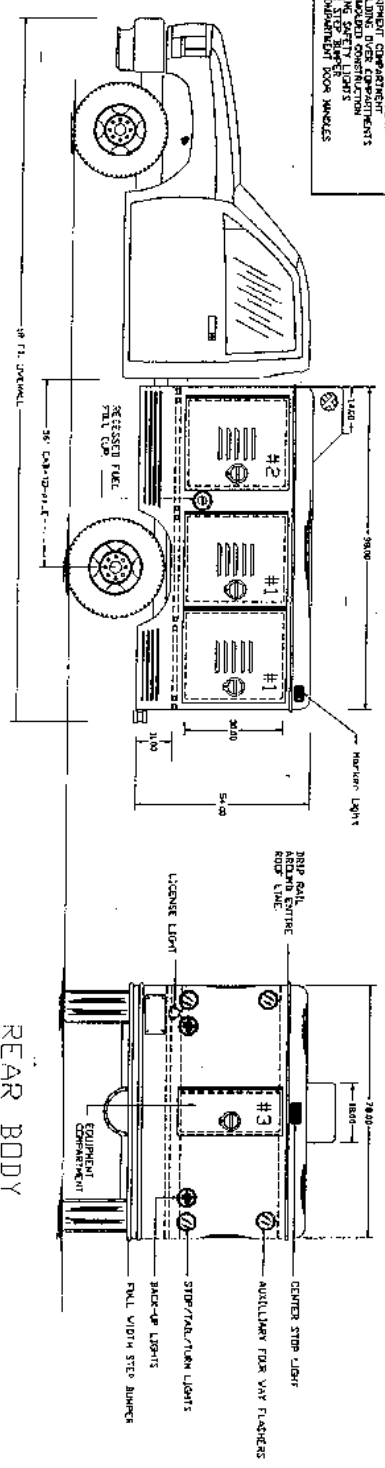
FLOOR PLAN



FRONT BODY



STANDARD FEATURES:
 250 CFM AIR EXHAUST SYSTEM
 250 CFM FRESH AIR DELIVERY SYSTEM
 STANDARD 5500L TORQUE DRIVE
 EXTENDED LICENSE COMPARTMENT
 SOLID FIBER OPTIC LIGHTING SYSTEM
 SOLID FIBER OPTIC LIGHTING SYSTEM
 FLOOR VENT FLUORESCENT LIGHTS
 EXTRA VENT FLUORESCENT LIGHTS
 EXTRA VENT FLUORESCENT LIGHTS



REAR BODY

Swab Wagon Company, Inc.

SWAB MODEL ARF-95 ANIMAL RESCUE UNIT.

SCALE 1=32

TOTAL BODY WEIGHT LESS OPTIONS - 800 LBS.